



CITY OF
Vancouver
WASHINGTON

Fort Vancouver Regional Libraries Update - 2024

Vikram Kotwani

Appointed : FVRL trustee – Vancouver City
2024



Agenda Title

- Provide general library history
- Current Numbers (taxes / performance metrics etc)
- Discussions / Q&A



Branches



CLARK COUNTY

- 1 Battle Ground Community Library
Holland Christie, Branch Manager
- 2 Cascade Park Community Library
Rachael Ries, Branch Manager
- 3 La Center Community Library
Jurinda Swingruber, Branch Manager
- 4 Ridgfield Community Library
Sean McGill, Branch Manager
- 5 Three Creeks Community Library
Elizabeth Moss, Branch Manager
- 6 Vancouver Community Library
(branch manager position is vacant)

COWLITZ COUNTY

- 7 Vancouver Mall Library
Brandon Cruz, Branch Manager
- 8 Washougal Community Library
Zoe Nash, Branch Manager
- 9 Yacolt Library Express
Holland Christie, Branch Manager
- 10 Woodland Community Library
Jennifer Hauan, Branch Manager
- 11 Yale Valley Community Library
Jennifer Hauan, Branch Manager

SKAMANIA COUNTY

- 12 North Bonneville Community Library
David Wyatt, Branch Manager
- 13 Stevenson Community Library
David Wyatt, Branch Manager

KLICKITAT COUNTY

- 14 Goldendale Community Library
Terra McLeod, Branch Manager
- 15 White Salmon Valley Community Library
Ruth Shafer, Branch Manager

History : <https://www.fvrl.org/history>



Library Operations – Circulations - reach

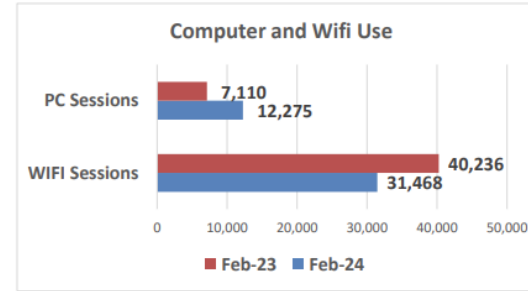
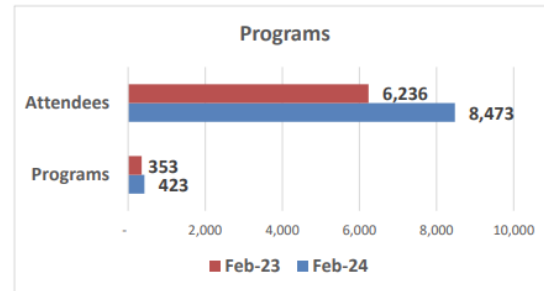
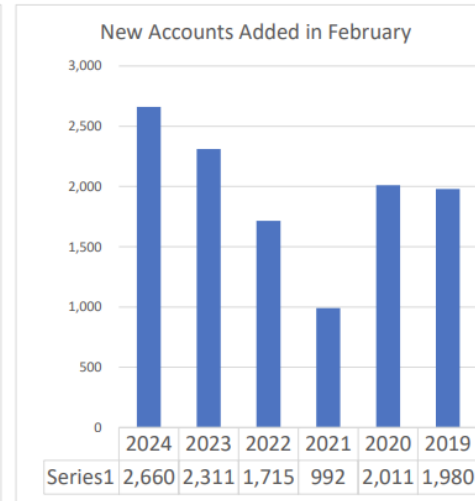
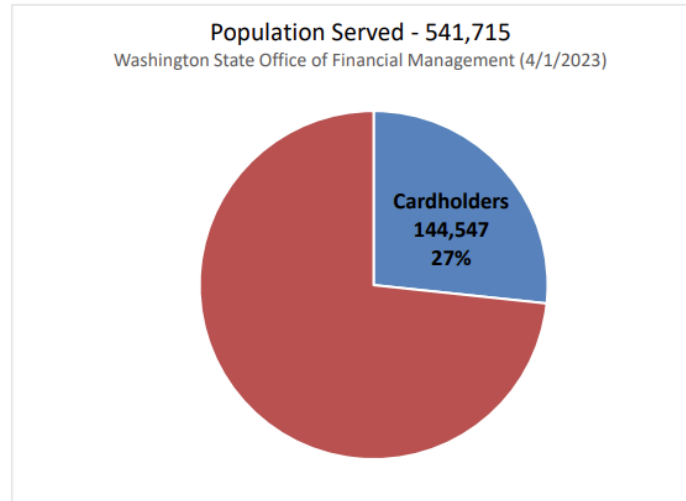
February 2024 – Total Circulation and Visitors

Location	February 2024		February 2023		Change	
	Total Circ	Visitors	Total Circ	Visitors	Total Circ	Visitors
Battle Ground	39,750	11,293	39,908	9,498	-0.40%	18.90%
Cascade Park	58,281	22,867	59,434	19,739	-1.94%	15.85%
Goldendale	6,333	3,955	6,576	3,697	-3.70%	6.98%
Klickitat Bookmobile	1,027	599	1,074	539	-4.38%	11.13%
La Center	5,159	2,286	5,914	2,037	-12.77%	12.22%
North Bonneville	232	45	369	45	-37.13%	0.00%
Ridgefield	9,405	6,341	9,100	5,049	3.35%	25.59%
Skamania Bookmobile	846	507	912	443	-7.24%	14.45%
Stevenson	4,314	3,171	4,315	3,026	-0.02%	4.79%
Three Creeks	42,285	12,599	45,102	10,837	-6.25%	16.26%
Vancouver	58,147	29,693	51,448	22,421	13.02%	32.43%
Vancouver Mall	9,367	5,909	10,761	5,495	-12.95%	7.53%
Washougal	7,889	3,882	7,597	3,059	3.84%	26.90%
Woodland	5,084	2,682	5,342	2,229	-4.83%	20.32%
White Salmon Valley	9,443	6,424	9,961	6,000	-5.20%	7.07%
Yacolt	5,345	2,616	4,461	2,534	19.82%	3.24%
Yale Valley	844	601	841	437	0.36%	37.53%
Green Mountain	165	No Visitors	275	No Visitors	-40.00%	No Visitors
Books by Mail	999	No Visitors	1,088	No Visitors	-8.18%	No Visitors
Operations Center	395	No Visitors	508	No Visitors	-22.24%	No Visitors
Location Total	265,310	115,470	264,986	97,085	0.12%	18.94%
Digital Collections	185,873		151,646		22.57%	
Grand Total	451,183		416,632		8.29%	



Library Operations – Circulations - reach

February 2024-Cardholders, Programs, and Tech Use



Library Operations – Tax collections

Fort Vancouver Regional Library District

Statement Of Revenue - Budget - 2024 Budget

REVENUE	Description	2023 Approved Budget	2024 Draft Budget	Dollar Difference	Percent Change
311.10	Property Taxes - Clark	\$25,300,000	\$26,100,000	\$800,000	3.16%
311.10	Property Taxes - Cowlitz	\$315,000	\$325,000	\$10,000	3.17%
311.10	Property Taxes - Klickitat	\$1,315,000	\$1,360,000	\$45,000	3.42%
311.10	Property Taxes - Skamania	\$690,000	\$715,000	\$25,000	3.62%
	Property Taxes	27,620,000	\$28,500,000	\$880,000	3.19%

Fort Vancouver Regional Library District

Statement of Cash

For the Month Ending January 2024 (With year-to-date totals)

December 31, 2023 Ending Cash Balance	\$ 19,056,296
Year-to-date Revenue Received	141,767.83
Year-to-date Expenditures	(2,586,451.11)
Adjustment for accrued expenditures	(12,452.16)
Cash Balance January 31, 2024	\$ 16,599,160



Library Operations – FVRL Capital bond

FVRL Bonds for Capital facility – 28 Million – issued in 2007 **For construction of 2 libraries and renovation of mall library**

In 2016 the VLCFA issued \$26,115,000 of general obligation refunding bonds to retire \$28,365,000 of existing 2007 and 2009 series bonds. This refunding was undertaken to reduce total debt service payments over the next 12 years by \$2,955,249. VLCFA will reduce its levy proportionally in ensuing years as the tax burden is reduced over the life of the bonds.



Typical Tax per household

COMPARISON OF TAX HISTORY						
VOTED LEVY	2023 LEVY RATE	2023 TAXES	2024 LEVY RATE	2024 TAXES	% DIFFERENCE LEVY RATE	% DIFFERENCE TAXES
SD114 EVERGREEN SCHOOL	3.5773218845	1,893.64	3.5745176732	2,110.17	-.08	11.43
CITY VANCOUVER	.1753670265	92.83	.2738852873	161.68	56.18	74.17
FVRL CAPITAL FACILITIES	.1069329110	56.60	.1011327461	59.70	-5.42	5.48
TOTAL VOTED LEVY AND TAXES	3.8596218220	\$2,043.07	3.9495357066	\$2,331.55	2.33%	14.12%
NON VOTED LEVY	2023 LEVY RATE	2023 TAXES	2024 LEVY RATE	2024 TAXES	% DIFFERENCE LEVY RATE	% DIFFERENCE TAXES
CLARK COUNTY	.7744895307	409.98	.7443484119	439.41	-3.89	7.18
CONSERVATION FUTURES	.0287294107	15.21	.0273782390	16.16	-4.70	6.25
FVR LIBRARY	.2794730502	147.94	.2677870826	158.08	-4.18	6.85
PORT VANCOUVER	.2166363187	114.68	.2084693418	123.07	-3.77	7.32
STATE SCHOOLS	1.5160377435	802.51	1.4655044562	865.14	-3.33	7.80
STATE SCHOOLS - PART 2	.8122090440	429.94	.7861614262	464.10	-3.21	7.95
CITY VANCOUVER	2.1717308217	1,149.59	2.0896949933	1,233.62	-3.78	7.31
TOTAL NON VOTED LEVY AND TAXES	5.7993059195	\$3,069.85	5.5893439510	\$3,299.58	-3.62%	7.48%

.279 (levy for FVRL , excluding FVRL capital facilities)

City of Vancouver contributions – **approximately - 8.1 Mil *** (more accurate numbers can be got from Treasurer’s office)

Total taxable value of approximately \$29.1 billion (numbers from - Quarterly Financial Report - <https://www.cityofvancouver.us/wp-content/uploads/2024/03/Q4-Financial-Report-FINAL.pdf>)



Diversity & Inclusion

*** Reducing support for minority & LGBTQ+ communities.**



References :

FVRL Finances : <https://www.fvrl.org/financial-documentation>

FVRL Board meetings and related documents : <https://www.fvrl.org/board-minutes>

Reference Budget – City Of Spokane:

<https://static.spokanecity.org/documents/budget/2023/2023-adopted-budget.pdf> (Page 229 for Library spending)

Regional Library RCW : <https://apps.leg.wa.gov/RCW/default.aspx?cite=27.12.080>



Discussion/ Q&A



Thank You



[Vikram Kotwani vkotwani@fvrl.org](mailto:vkotwani@fvrl.org)

